

How to Download Files from Exchanges

Last updated: December 26, 2018

Table of Contents

Exchanges and Services Currently Supported by CryptoGain	3
Binance	4
Files to download	4
Trade History	4
Bitfinex	5
Files to download	5
Trade History	5
bitFlyer	7
Files to download	7
Trade Report	7
Collateral History	7
Bittrex	9
Files to download	9
Full Orders	9
Coincheck	10
Files to download	10
Exchange	10
Wallet buys	11
Wallet sells	12
Past leverage position history	12
Coincheck lending	14
Kraken	16
Files to download	16
Trades	16
Horizen Node	17
Files to download	17
Payments	17

Exchanges and Services Currently Supported by CryptoGain

Exchange/Service	Name of file
Binance	Trade History
Bitfinex	Trades
bitFlyer	TradeHistory_yyyymmdd.xls CollateralHistory_yyyymmdd.xls
Bittrex	fullOrders.csv
Coincheck	my-complete-orders-yyyy-mm-dd.csv buys-yyyy-mm-dd.csv sells-yyyy-mm-dd.csv xxxxxxx_leverage_yyyymm_x.csv lending-histories_yyyy-mm-dd.csv
Kraken	trades.csv
Horizen Node	node_xxxxx.csv

Binance

Files to download

Trade History: If you've traded on the exchange, this file is required to calculate trade gains/losses

Trade History

If you've traded on the exchange, this file is required to calculate trade gains/losses

File Name: TradeHistory.xlsx

Where to download: Orders/Trade History/Export Complete Trade History/Custom (max range 3 months) (set range accordingly)/Export

1. Click "Orders"
2. Click "Trade History"
3. Click "Export Complete History"
4. Select Custom
5. Set period
6. The exchange allows a max range of 3 months when downloading trade history. If you want to download a year of trade history, you will have to download four times by setting the range accordingly. Ex. 2018-01-01 ~ 2018-03-31, 2018-04-01 ~ 2018-06-30 and so on. You can upload the files separately to CryptoGain (i.e. you do not have to manually combine the separate files).
7. Click "Export"

Upload the file as is;
i.e. do not change the file name, do not edit the file

The screenshot shows the Binance 'Trade History' interface. At the top, there's a navigation bar with 'Funds', 'Orders', 'Join Us', 'Support', 'News', and a language selector set to 'English'. Below this, the 'Trade History' section is active. It features a date range selector (2018-11-14 to 2018-11-21), a pair selector (XMR/BTC), a coin selector (All), and a type selector (All). A search bar and a 'Reset' button are also present. A red box highlights the 'Export Complete Trade History' button. Below the table, a modal window titled 'Export Complete Trade History' is open, showing a 'Date Range' section with radio buttons for 'Last 24 hours', 'Yesterday', 'Last 2 weeks', 'Month to date', 'Past month', and 'Past 3 months'. The 'Custom (max range 3 months)' option is selected, and a date range of '2018-01-01 ~ 2018-03-31' is entered. A red box highlights the 'Export' button at the bottom of the modal.

Date	Pair	Type	Price	Filled	Fee	Total
2018-11-20 10:35:04	XMR/BTC	Buy	0.015283	4.580	0.00458000 XMR	0.06999614 BTC
2018-11-20 10:24:30	EOS/BTC	Buy	0.0008371	18.28	0.01628000 EOS	0.01530218 BTC
2018-11-20 10:24:30	EOS/BTC	Buy	0.0008369	41.45	0.04145000 EOS	0.03468950 BTC
2018-11-20 10:23:31	POE/BTC	Buy	0.00000144	15470	15.47000000 POE	0.02227680 BTC
2018-11-20 10:23:31	POE/BTC	Buy	0.00000144	800	0.80000000 POE	0.00115200 BTC
2018-11-20 10:23:31	POE/BTC	Buy	0.00000144	11507	11.50700000 POE	0.01657008 BTC
2018-11-19 18:35:54	XMR/BTC	Buy	0.015052	3.978	0.00397800 XMR	0.05999619 BTC
2018-11-19 18:35:27	POE/BTC	Buy			47.94500000 POE	0.06999970 BTC
2018-11-19 18:35:11	EOS/BTC	Buy			0.01499000 EOS	0.01160762 BTC
2018-11-19 18:35:11	EOS/BTC	Buy			0.07387000 EOS	0.05818739 BTC
2018-11-15 12:48:36	EOS/BTC	Buy			0.02648000 EOS	0.02153353 BTC
2018-11-15 12:48:36	EOS/BTC	Buy			0.00619000 EOS	0.00503370 BTC
2018-11-15 12:48:35	EOS/BTC	Buy			0.06107000 EOS	0.04966212 BTC
2018-11-14 01:45:51	EOS/BTC	Buy			0.02823000 EOS	0.02380635 BTC
2018-11-14 01:45:46	EOS/BTC	Buy			0.02094000 EOS	0.01765870 BTC
2018-11-14 01:43:45	BCC/BTC	Sell			0.00008312 BTC	0.08312100 BTC
2018-11-14 01:39:59	XMR/BTC	Buy			0.00005000 XMR	0.00081935 BTC
2018-11-14 01:39:58	XMR/BTC	Buy			0.00000500 XMR	0.00008193 BTC

Bitfinex

Files to download

Trade History: If you've traded on the exchange, this file is required to calculate trade gains/losses

Trade History

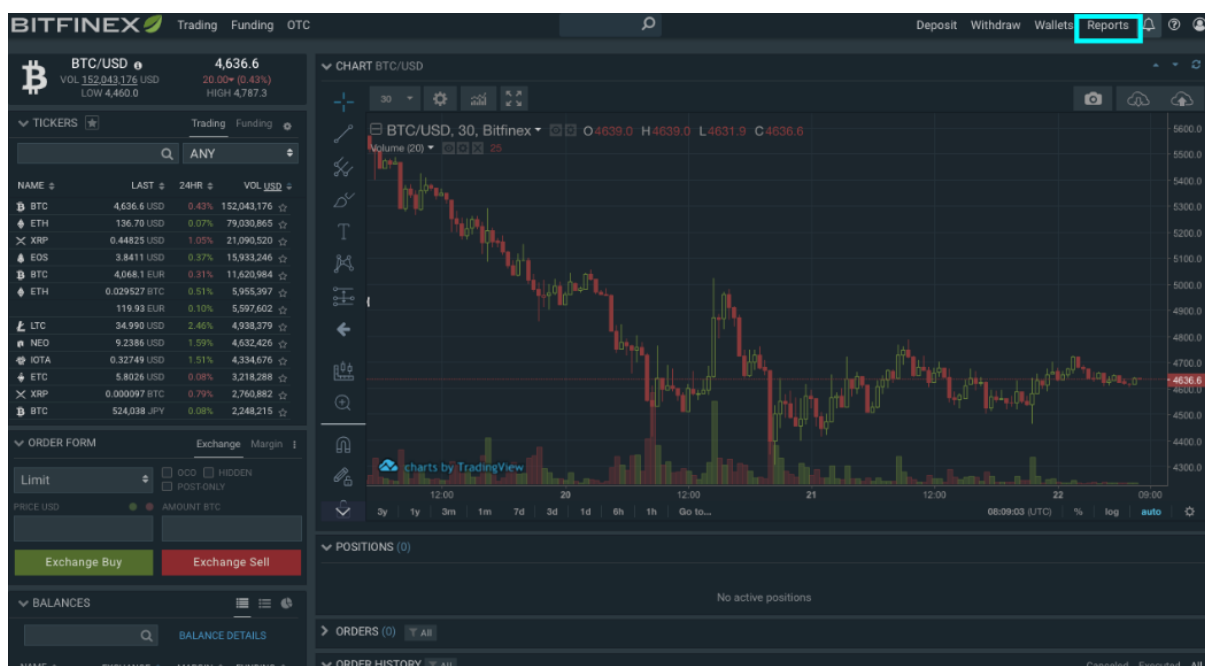
If you've traded on the exchange, this file is required to calculate trade gains/losses

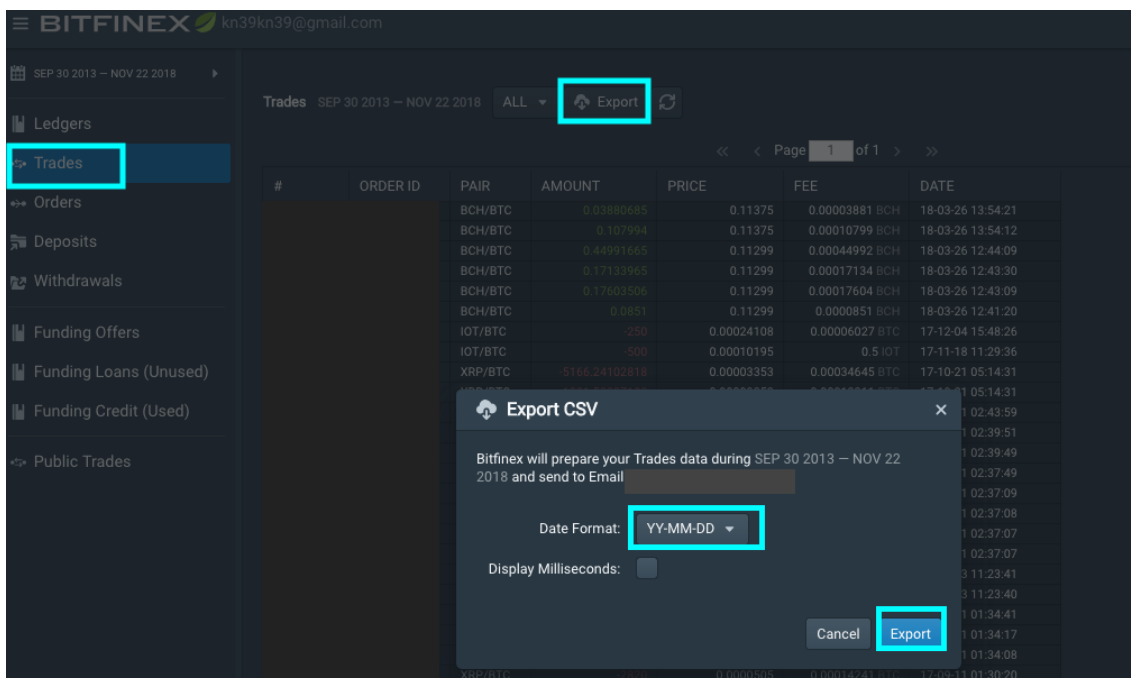
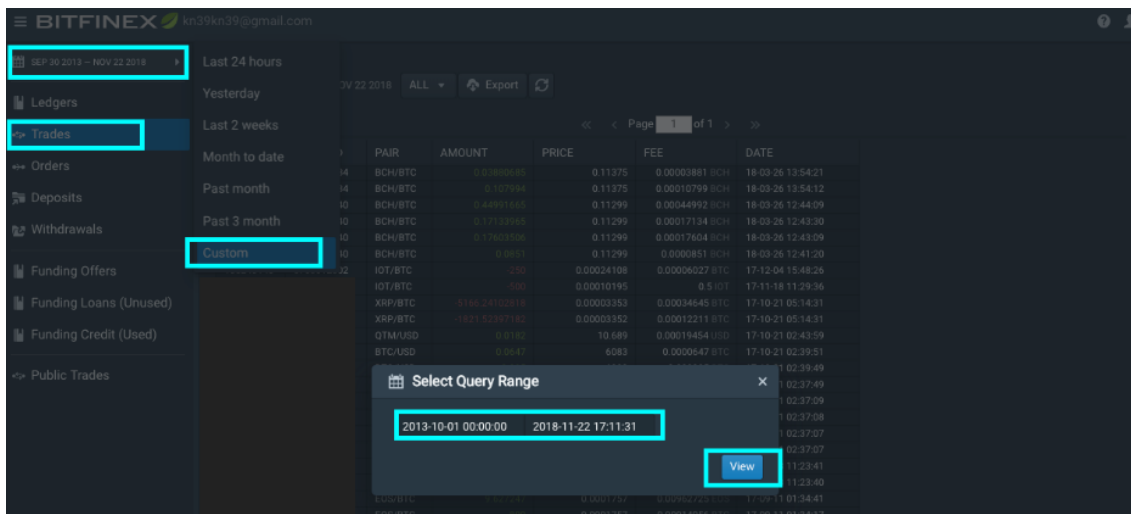
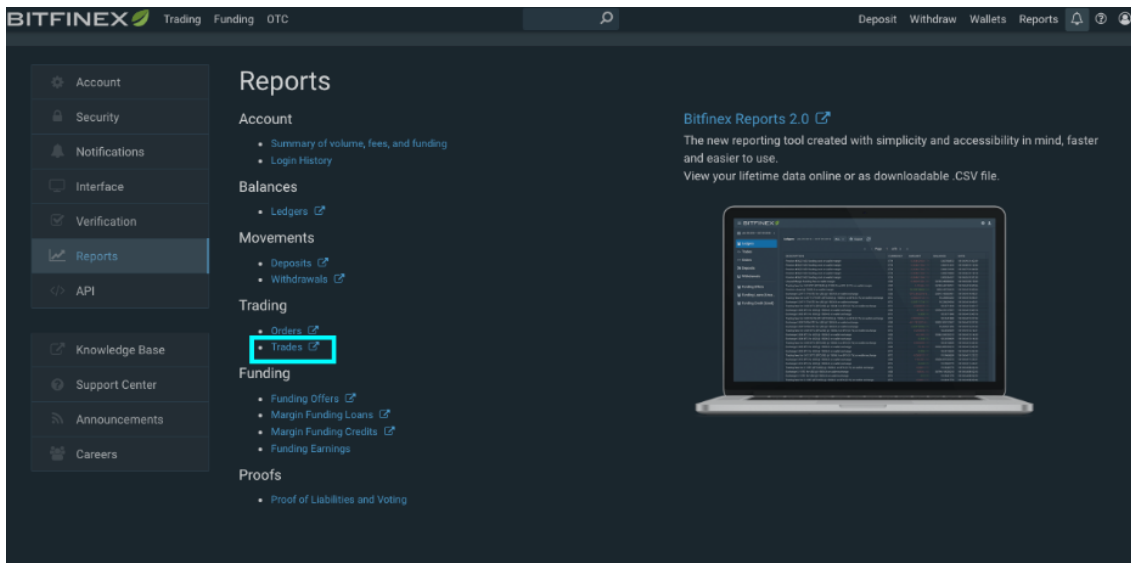
File Name: trades_From_XXXX.csv

Where to download: Reports/Trading/Trades/Custom/Set Date Range/View/Export/Date Format (YY-MM-DD)/Export

1. Click "Reports"
2. Click "Trades" which can be found under the "Trading" category
3. Click Date Range on the top left corner of the screen
4. Click "Custom"
5. Set period
6. Click "View"
7. Click "Export"
8. Set Date Format as "YY-MM-DD"
9. Click "Export"
10. You will receive an email with a link to download the report

Upload the file as is;
i.e. do not change the file name, do not edit the file





Files to download

Trade Report: If you've traded on the exchange, this file is required to calculate trade gains/losses

Collateral History: If you've placed leveraged trades (FX trades), this file is required to calculate trade gains/losses

Trade Report

If you've traded on the exchange, this file is required to calculate trade gains/losses

File Name: TradeHistory_yyyymmdd.xls

Where to download: Trade Report/All Trades

1. Click "Trade Report"
2. Click "All Trades"

Upload the file as is;
i.e. do not change the file name, do not edit the file

bitFlyer
Connect to the World

Price (BTC/JPY) : 500,919JPY Balance (BTC) : 0.00000000 BTC Balance (JPY)

BUY / SELL BITCOIN

- Home
- Buy / Sell Bitcoin
- Buy / Sell Altcoins
- Bitcoin Exchange
- bitFlyer Lightning
- Trade Report**

OTHER

- Account Funding
- bitWire (beta)

Trade Report

[Click here for the Annual Profit and Loss Statement](#)

Download Trade Report

All Trades All History on Lightning Margin history

From: To: [Apply Filters](#)

All Trades Virtual Currency Trades Funding History bitWire Balance History

All Trades (358 Items)

Trade Date	Trade Type	Price	Currency	Amount	Fee	Currency	Amount
Nov 20, 2018 10:01:10	Fee	-	BTC	-0.0004	-		-

Collateral History

If you've placed leveraged trades (FX trades), this file is required to calculate trade gains/losses

Wallet sells: If you've sold coins directly to coincheck through your wallet (not via order book), this file is required to calculate trade gains/losses

File Name: CollateralHistory_yyyymmdd.xls

Where to download: Trade Report/Margin history

1. Click "Trade Report"
2. Click "Margin History"

Upload the file as is;
i.e. do not change the file name, do not edit the file

bitFlyer
Connect to the World

Price (BTC/JPY) : 498,793JPY Balance (BTC) : 0.00000000 BTC Balance (JPY) :

BUY / SELL BITCOIN

- Home
- Buy / Sell Bitcoin
- Buy / Sell Altcoins
- Bitcoin Exchange
- bitFlyer Lightning
- Trade Report**

OTHER

- Account Funding
- bitWire (beta)

Trade Report

Click here for the Annual Profit and Loss Statement

Download Trade Report

All Trades All History on Lightning **Margin history**

From: To: Apply Filters

All Trades Virtual Currency Trades Funding History bitWire Balance History

All Trades (358 Items)

Trade Date	Trade Type	Price	Currency	Amount	Fee	Currency	Amount	
Nov 20, 2018 10:01:10	Fee	-	BTC	-0.0004	-		-	CV

Bittrex

Files to download

Full Orders: If you've traded on the exchange, this file is required to calculate trade gains/losses

Full Orders

If you've traded on the exchange, this file is required to calculate trade gains/losses

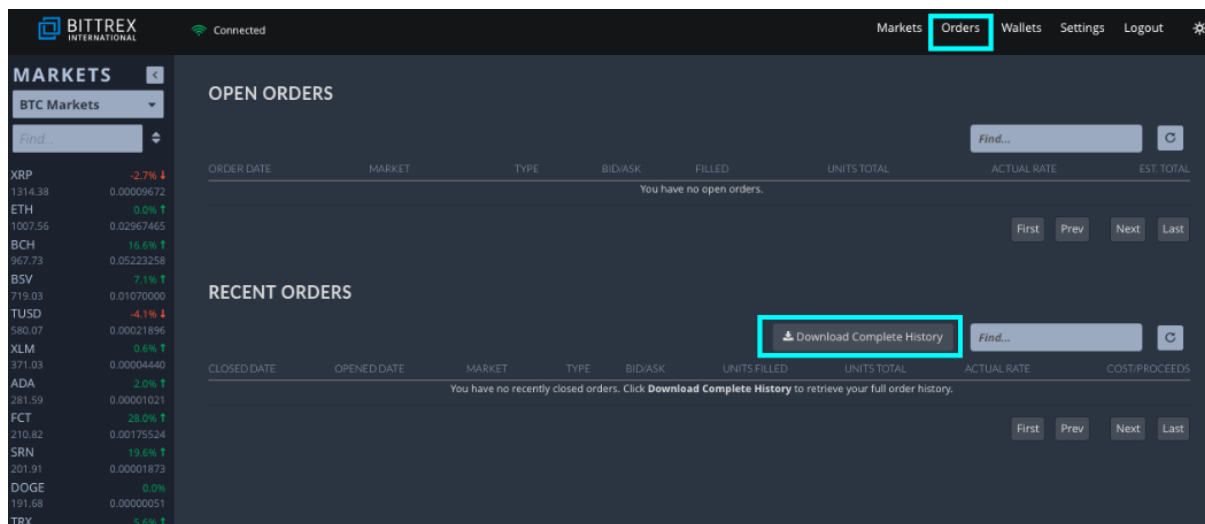
File Name: fullOrders.csv

Where to download: Orders/Recent Orders/Download Complete History

1. Click "Orders"
2. Click "Download Complete History" under "Recent Orders"
3. Click "Export Complete History"

Upload the file as is;

i.e. do not change the file name, do not edit the file



Coincheck

Files to download

Exchange: If you've traded on the exchange, this file is required to calculate trade gains/losses

Wallet buys: If you've purchased coins directly from coincheck through your wallet (not via order book), this file is required to calculate trade gains/losses

Wallet sells: If you've sold coins directly to coincheck through your wallet (not via order book), this file is required to calculate trade gains/losses

Past leverage position history: If you've placed leveraged trades, this file is required to calculate trade gains/losses

Lending: If you've used Coincheck Lending, this file is required to calculate trade gains/losses

Exchange

If you've traded on the exchange, this file is required to calculate trade gains/losses

File Name: my-complete-orders-yyyy-mm-dd.csv

Where to download: Exchange/My Trades/Show detail/Download CSV

1. On the Exchange screen, click "My Trades"
2. Click "Show detail"
3. Click "Download CSV"

Upload the file as is;
i.e. do not change the file name, do not edit the file

Open Orders	Positions	My Trades					All Trades
Number <input type="text" value="10"/>	Show detail						
Date	Side	M/T	Rate	BTC	JPY	Fee (JPY)	
2018/02/06 11:20:55	Sell	Taker	681296	-0.00695757	4740.16461072	0.0	
2018/02/06 11:20:55	Sell	Taker	683012	-0.005	3415.06	0.0	
2018/02/06 11:20:55	Sell	Taker	682001	-0.009	6138.009	0.0	
2018/02/06 11:20:55	Sell	Taker	682001	-0.005	34100.05	0.0	

Order execution history							Download CSV
Time	Sell/Buy	M/T	Rate	BTC	JPY	Fee (JPY)	
2018/02/06 11:20	売	Taker	681296	-0.00695757	4740.16461072	0.0	
2018/02/06 11:20	売	Taker	683012	-0.005	3415.06	0.0	
2018/02/06 11:20	売	Taker	682001	-0.009	6138.009	0.0	
2018/02/06 11:20	売	Taker	682001	-0.05	34100.05	0.0	
2018/02/06 11:20	売	Taker	683001	-0.009	6147.009	0.0	

Wallet buys

If you've purchased coins directly from coincheck through your wallet (not via order book), this file is required to calculate trade gains/losses

File Name: buys-yyyy-mm-dd.csv

Where to download: Wallet/Buy Coins/Export to CSV

1. From the Wallet screen click "Buy Coins"
2. Click "Export to CSV"

Upload the file as is;

i.e. do not change the file name, do not edit the file

coincheck Wallet Exchange 0 JPY 0 BTC 1 JPY N/A % Exchange

Home Buy Coins Pay with credit card Sell Coins Deposit JPY Withdraw JPY Send Coins Deposit Coins Affiliates Electric Bill Settings

Buy Coin

BTC -0.78% ↓	ETH -3.23% ↓	ETC -5.60% ↓	LSK -2.90% ↓
XEM -2.73% ↓	LTC -4.00% ↓	BCH -8.93% ↓	

Japanese Yen balance is not enough
Deposit Japanese Yen

Amount BTC

Rate BTC / JPY

Total JPY

Buy

It can not be canceled after you press the buy button.

Transaction restricted currency pair

FCT_JPY XRP_JPY BCH_JPY FCT_BTC XRP_BTC BCH_BTC

Coin purchase history Export to CSV

Wallet sells

If you've sold coins directly to coincheck through your wallet (not via order book), this file is required to calculate trade gains/losses

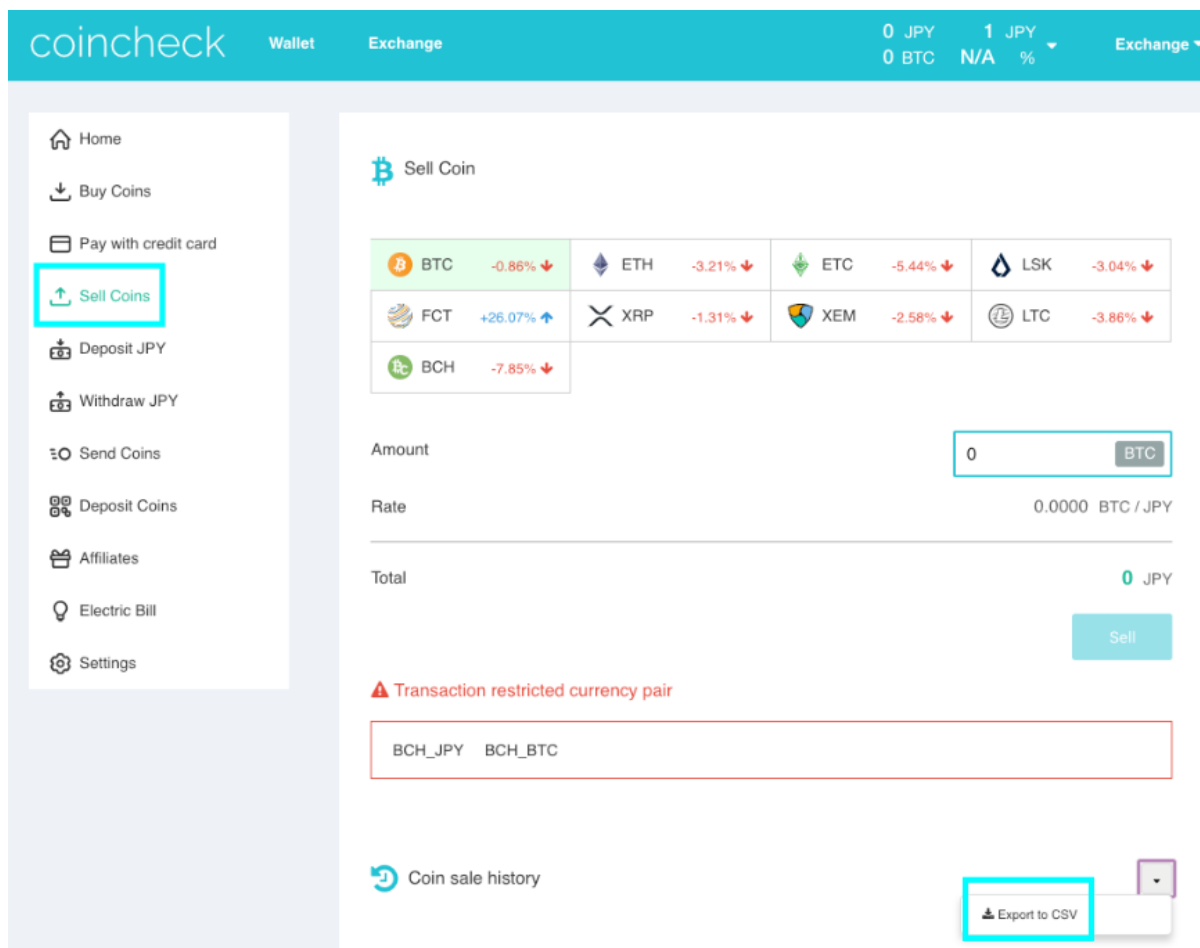
File Name: sells-yyyy-mm-dd.csv

Where to download: Wallet/Sell Coins/Export to CSV

1. From the Wallet screen click "Sell Coins"
2. Click "Export to CSV"

Upload the file as is;

i.e. do not change the file name, do not edit the file



Past leverage position history

If you've placed leveraged trades, this file is required to calculate trade gains/losses

File Name: xxxxxxxx_leverage_yyyymm_x.csv

Where to download: Exchange/Settings/Trade history/Leverage positions history/Create/Download

1. From the Exchange screen click "Settings" in the left side bar
2. Click "Trading history"
3. Under "Leverage positions history", click "Create" and "Download" for the months that you need to download
4. You'll need to do this for each month separately

Upload the file as is;

i.e. do not change the file name, do not edit the file

The screenshot shows the Coincheck Exchange interface. The top navigation bar includes 'coincheck', 'Wallet', 'Exchange' (highlighted), and account balances for JPY and BTC. The left sidebar contains various transaction options, with 'Settings' highlighted. The main content area shows the 'Trading history' page, which includes a list of months from 2017/01 to 2018/10. Each month has a 'Create' or 'Download' button. A red box highlights the 'Trading history' tab in the top navigation bar. Another red box highlights the 'Settings' option in the left sidebar. A third red box highlights the 'Download' button for 2017/01 in the 'Leverage positions history' section. A fourth red box highlights the 'Create' button for 2017/02 in the 'Leverage positions history' section. A fifth red box highlights the 'Create' button for 2017/03 in the 'Leverage positions history' section. A sixth red box highlights the 'Create' button for 2017/04 in the 'Leverage positions history' section.

coincheck Wallet **Exchange** 0 JPY 1 JPY 0 BTC N/A % Exchange ▼

Home
Buy Coins
Pay with credit card
Sell Coins
Deposit JPY
Withdraw JPY
Send Coins
Deposit Coins
Affiliates
Electric Bill
Settings

Change basic setting Verify identity Verify phone number Important matters Switch account
Two-factor authentication API Key Login history **Trading history** Logout

Trading history

You can download your trading history in CSV format.

For months with large trading histories, please allow some time for your CSVs to process.

- 2017/01 [Create](#)
- 2017/02 [Create](#)
- 2017/03 [Create](#)
- 2017/04 [Create](#)
- 2017/05 [Create](#)
- ✓ 2017/06 [Download](#)
- ✓ 2017/07 [Download](#)
- ✓ 2017/08 [Download](#)
- ✓ 2017/09 [Download](#)
- ✓ 2017/10 [Download](#)
- ✓ 2017/11 [Download](#)
- ✓ 2017/12 [Download](#)
- ✓ 2018/01 [Download](#)
- ✓ 2018/02 [Download](#)
- 2018/03 [Create](#)
- 2018/04 [Create](#)
- 2018/05 [Create](#)
- 2018/06 [Create](#)
- 2018/07 [Create](#)
- 2018/08 [Create](#)
- 2018/09 [Create](#)
- 2018/10 [Create](#)

Leverage positions history

Download the monthly records of your past settled positions in CSV format.

- 2017/01 [Download](#)**
- 2017/02 [Create](#)
- 2017/03 [Create](#)
- 2017/04 [Create](#)

Coincheck lending

If you've used Coincheck Lending, this file is required to calculate trade gains/losses

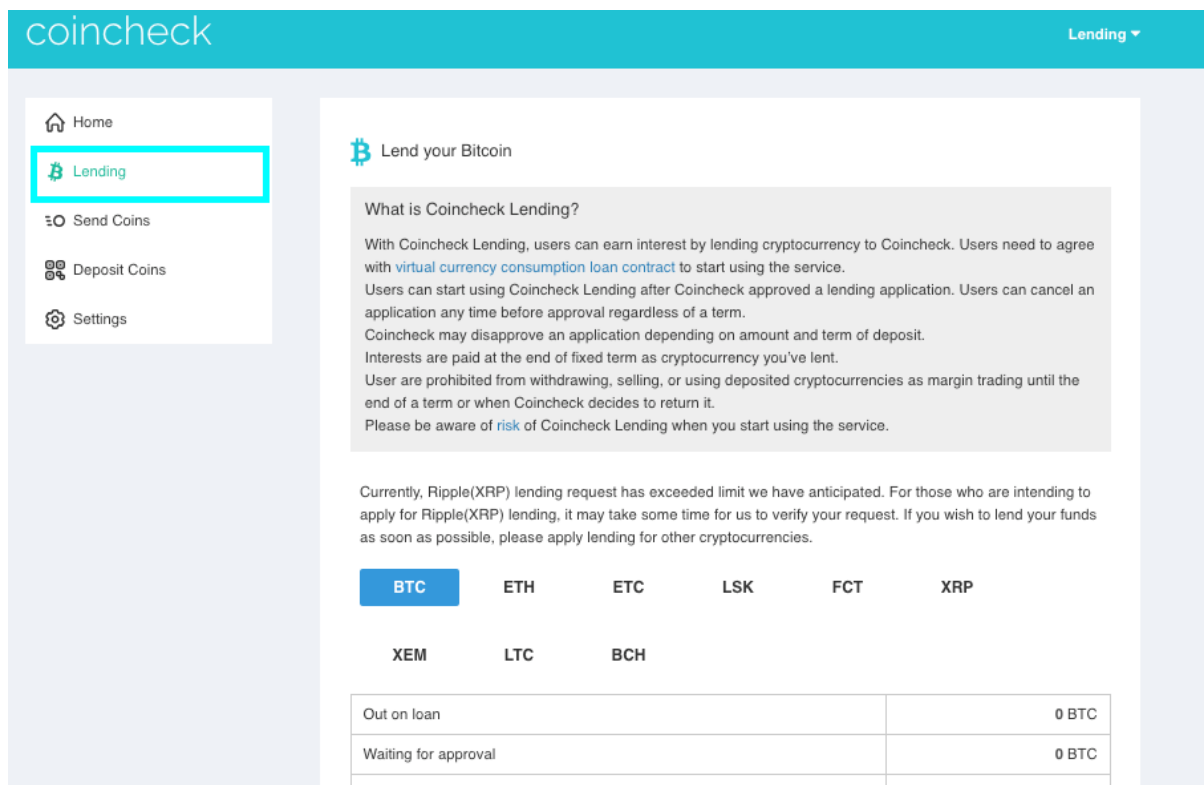
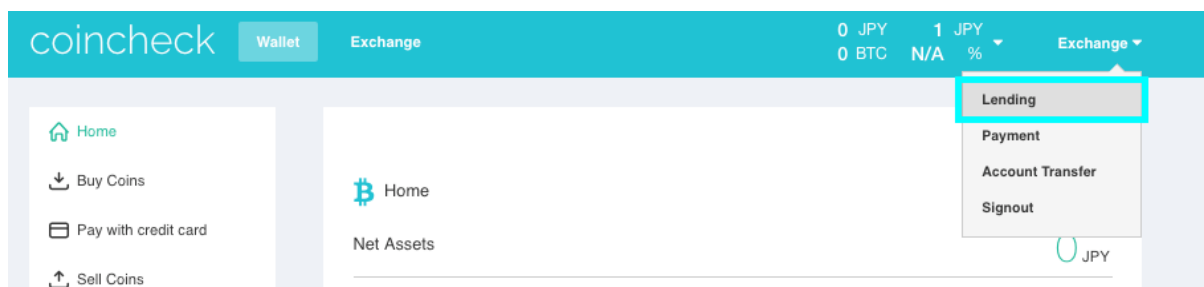
File Name: lending-histories_yyyy-mm-dd.csv

Where to download: Lending/Lending/History of lending/Download CSV

1. Switch screen to Lending by using the selector on the top right corner
2. Click "Lending" in the left sidebar
3. Under "History of lending", click "Download CSV"

Upload the file as is;

i.e. do not change the file name, do not edit the file



☒ Apply for lending again when Coincheck returns your funds.

Lend BTC

Current loaned Coin

Date	Amount of order	Executed amount	Currency	Annual interest rate	Outstanding amount (including interest rate)	Auto loan	Breakdown
No Currency loaned							

The list of Lending application

If your application has not approved yet, your order appears here

Date	Amount of order	Amount to be executed	Currency	Terms	Annual interest rate	Auto loan	
No order to show							

History of lending

The entire lending history is shown here

Date	Amount of order	Repayment amount	Currency	Annual interest Rate	Repayment date
No lending history to show					

Kraken

Files to download

Trades: If you've traded on the exchange, this file is required to calculate trade gains/losses

Trades

If you've traded on the exchange, this file is required to calculate trade gains/losses

File Name: trades.csv

Where to download: History/Export/Export Data/trades/Set period/Fields/Select All/Submit/Download

1. Click "History"
2. Click "Export"
3. Select "trades"
4. Set period
5. Under "Fields", check "Select All"
6. Click "Submit"
7. A download link will be generated under "Requests"
8. Click "Download" and download file

Upload the file as is;
i.e. do not change the file name, do not edit the file

kraken bitcoin exchange XBT: 80.00000 USD: 50.00 ACCOUNT CHARTS HELP

Trade Funding Security Settings **History** Get Verified MtGox Claim Current time: 11-22-18 13:32:44 +09:00

Ledger Orders Trades **Export**

Export Data

trades

01-01-18 - 12-31-18

Fields

Select All Order Tx Time Order Type Price Cost Fee Volume Margin Misc Ledgers

Submit

Requests

ID	Type	Format	Date Range	Submitted	Status	Expiration	
ATIP	ledgers	CSV	01-01-18 -> 12-31-18	13 minutes ago	Processed	12-06-18	Download Delete
KGBD	trades	CSV	01-01-18 -> 12-31-18	a minute ago	Processed	12-06-18	Download Delete

Horizen Node

Files to download

Payments: If you run a Horizen Secure Node or Super Node this file is required to calculate trade gains/losses

Payments

If you run a Horizen Secure Node or Super Node this file is required to calculate trade gains/losses

File Name: node_XXXXX.csv

Where to download: Nodes/My Nodes/Select Node/Payments/Export

Note:

Secure Nodes: <https://securenodes.na.zensystem.io/>

Super Nodes: <https://supernodes1.na.zensystem.io/>

1. Click "Nodes"
2. Click "My Nodes"
3. Click on the Node for which you want to download data
4. Click "Payments"
5. Click "Export"

Upload the file as is;

i.e. do not change the file name, do not edit the file

Node

Server: home: ts3.na current

System: Intel Core Processor (

Versions: zen: 2001550 trac

Added: Tue, 01 May 2018 22:4

Updated: Thu, 22 Nov 2018 03

Cert Valid: true

State: up

[Challenge Results](#) [Payments](#)

This Server

My Nodes

My Challenges

My Downtimes

My Exceptions

My Payments

My Earnings

All Nodes

Settings - API Key

API Guide

Send email with current configuration.

Send My Config

Send an email with a challenge link.

Send A Challenge

Downtimes

Id ▾	Last Check	End	Status	Duration	Type
2018-11-17 23:33:56	2018-11-18 01:43:56	2018-11-18 03:17:26	x	03:43:30	sys
2018-11-16 12:36:42	2018-11-16 12:37:43	2018-11-16 12:37:15	x	33s	sys
2018-10-03 04:00:05	2018-10-03 04:03:22	2018-10-03 04:03:24	c	03:19	sys
2018-10-03 03:45:43	2018-10-03 03:53:51	2018-10-03 03:54:05	c	08:22	sys
2018-10-01 08:00:57	2018-10-01 08:02:00	2018-10-01 08:02:16	c	01:19	sys
2018-10-01 05:39:40	2018-10-01 05:51:25	2018-10-01 06:06:58	c	27:18	sys
2018-10-01 05:37:20	2018-10-01 05:38:54	2018-10-01 05:38:57	c	01:37	sys
2018-10-01 05:00:07	2018-10-01 05:02:23	2018-10-01 05:02:48	c	02:41	sys
2018-10-01 04:14:30	2018-10-01 04:20:21	2018-10-01 04:59:24	c	44:54	sys
2018-10-01 03:46:49	2018-10-01 04:04:50	2018-10-01 04:13:47	c	26:58	sys

Times are GMT

Types

sys: no communication between node and server

x: no communication between tracker and zen

This site uses cookies to make the site simpler. Further information is provided in our [Privacy Policy](#)

Secure Nodes

Tracking & Payment System: Beta(mainnet)

There have been reports of issues with Nodejs 11.x. Please see this: [Unstable Tracker with Nodejs v11](#)Nodes may be moved from one home server to another to balance out the load on the servers. Use the [My Nodes](#) page to locate them.**Beta status** - We are still in beta and that includes the payment process. Please be patient as we test and refine the servers and the process.**Help Desk** - Support tickets and claims for missed payments may be submitted at [support.horizen.global](#).

If you see missing or incorrect information, try clearing your browser cache.

My Nodes

Search:

Node ▾	IP	Home	Current	Zen Ver.	Track Ver.	Status	Last Chal.	Chal. Run	Chal Date
zen		ts3.na	ts3.na	2001550	0.2.1	up	fail	0.00	2018-11-22 04:35:11
zen		ts4.na	ts4.na	2001550	0.2.1	up	pass	127	2018-11-21 09:22:27
zen		ts4.na	ts4.na	2001550	0.2.1	up	pass	113	2018-11-21 09:22:14
zen		ts2.na	ts2.na	2001550	0.2.1	up	fail	181	2018-11-21 09:12:37
zen		ts2.na	ts2.na	2001550	0.2.1	up	pass	193	2018-11-21 09:36:28
zen		ts2.na	ts2.na	2001550	0.2.1	up	pass	92	2018-11-21 09:34:46
zen		ts1.na	ts1.na	2001550	0.2.1	up	pass	79	2018-11-21 15:04:14
zen		ts3.na	ts3.na	2001550	0.2.1	up	pass	88	2018-11-21 14:50:43

Grey row indicates a node has an open Downtime or open Exception.

Node:

Server: home: ts3.na current: ts3.na

System: Intel Core Processor (Haswell, no TSX) 2 cores

Versions: zen: 2001550 tracker: 0.2.1

Added: Tue, 01 May 2018 22:46:38 GMT

Updated: Thu, 22 Nov 2018 03:32:40 GMT

Cert Valid: true

State: up

[Challenge Results](#)[Payments](#)

Send email with current configuration.

[Send My Config](#)

Send an email with a challenge link.

[Send A Challenge](#)

Downtimes

Id ↕	Start	Last Check	End	Status	Duration	Type
ts3.na	2018-11-17 23:33:56	2018-11-18 01:43:56	2018-11-18 03:17:26	x	03:43:30	sys
	2018-11-16 12:36:42	2018-11-16 12:37:43	2018-11-16 12:37:15	x	33s	sys
	2018-10-03 04:00:05	2018-10-03 04:03:22	2018-10-03 04:03:24	c	03:19	sys
	2018-10-03 03:45:43	2018-10-03 03:53:51	2018-10-03 03:54:05	c	08:22	sys
	2018-10-01 08:00:57	2018-10-01 08:02:00	2018-10-01 08:02:16	c	01:19	sys
	2018-10-01 05:39:40	2018-10-01 05:51:25	2018-10-01 06:06:58	c	27:18	sys
	2018-10-01 05:37:20	2018-10-01 05:38:54	2018-10-01 05:38:57	c	01:37	sys
	2018-10-01 05:00:07	2018-10-01 05:02:23	2018-10-01 05:02:48	c	02:41	sys
	2018-10-01 04:14:30	2018-10-01 04:20:21	2018-10-01 04:59:24	c	44:54	sys
	2018-10-01 03:46:49	2018-10-01 04:04:50	2018-10-01 04:13:47	c	26:58	sys

Page 1 of 26 10

View 1 - 10 of 255

Times are GMT

This site uses cookies to make the site simpler. Further information is provided in our [Privacy Policy](#)

Secure Nodes

Tracking & Payment System: Beta(mainnet)

Earnings and Payments for

Node Id:

[Export](#)

Id ↕	PM	Period Start	Period End	Status	Uptime %	Zen	Created	Paid	Transaction Id
		2018-11-20 10:25:48	2018-11-21 11:06:34	review	100	0.04077934	2018-11-21 11:16:47	-	
		2018-11-19 09:55:39	2018-11-20 10:25:48	paid	100	0.04262120	2018-11-20 10:36:10	2018-11-20 20:04:05	
		2018-11-18 10:11:33	2018-11-19 09:55:39	paid	100	0.03884752	2018-11-19 16:31:54	2018-11-20 20:00:04	
		2018-11-17 09:54:17	2018-11-18 10:11:33	paid	100	0.03808919	2018-11-19 16:27:39	2018-11-20 20:00:06	
		2018-11-16 09:36:22	2018-11-17 09:54:17	paid	100	0.03847387	2018-11-17 10:21:09	2018-11-20 18:32:03	